

KEDIA ADVISORY

DAILY SPICES REPORT

8 Nov 2024

- JEERA
- DHANIYA
- TURMERIC



Kedia Stocks & Commodities Research Pvt. Ltd.

Research Advisory | White Labelling | Digital Marketing



NCDEX Future Market Update

Commodity	Expiry	Open	High	Low	Close	% Change
TURMERIC	20-Dec-24	13,396.00	13,396.00	13,050.00	13,092.00	-0.64
TURMERIC	17-Apr-25	13,900.00	14,050.00	13,782.00	13,826.00	-0.40
JEERA	20-Dec-24	24,690.00	25,375.00	24,630.00	25,140.00	2.26
JEERA	20-Jan-25	24,645.00	24,665.00	24,590.00	24,635.00	3.86
DHANIYA	20-Dec-24	7,384.00	7,444.00	7,344.00	7,412.00	-0.24
DHANIYA	20-Jan-25	7,594.00	7,594.00	7,500.00	7,512.00	-0.84

Spot Market Update

Commodity	Place	Price	% Chg
Jeera	उंझा	25,025.05	0.34
Jeera	जोधपुर	25,200.00	0
Dhaniya	गोंडल	7,376.20	0
Dhaniya	कोटा	7,318.30	0.04
Turmeric (Unpolished)	निजामाबाद	12,947.15	2.8
Turmeric (Farmer Polished)	निजामाबाद	13,681.80	1.82

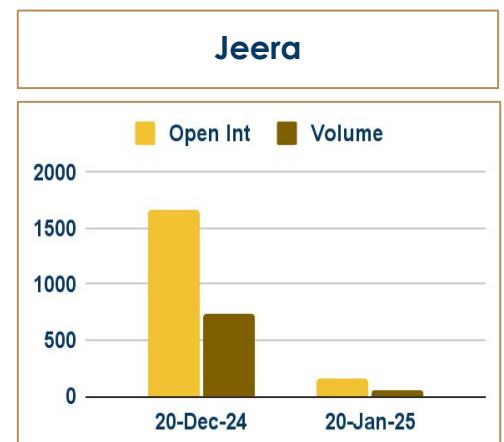
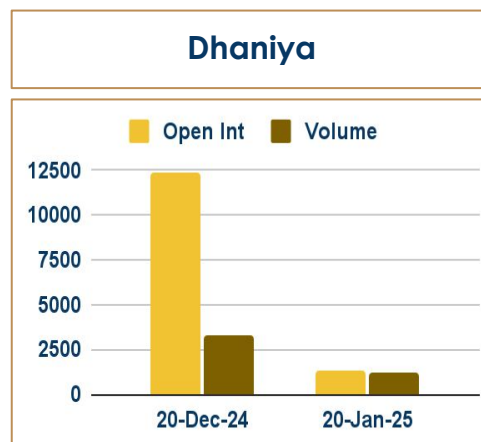
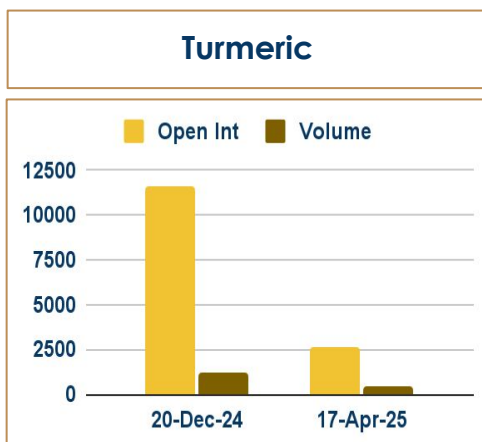
Currency Market Update

Currency	Country	Rates
USDINR	India	84.31
USDCNY	China	7.15
USDBDT	Bangladesh	119.17
USDHKD	Hongkong	7.77
USDMYR	Malaysia	4.38
USDAED	UAE	3.67
EURUSD	Europe	1.08

Open Interest Snapshot

Commodity	Expiry	% Change	% Oi Change	Oi Status
TURMERIC	20-Dec-24	-0.64	-0.43	Long Liquidation
TURMERIC	17-Apr-25	-0.40	5.35	Fresh Selling
JEERA	20-Dec-24	2.26	3.93	Fresh Buying
JEERA	20-Jan-25	3.86	7.84	Fresh Buying
DHANIYA	20-Dec-24	-0.24	11.74	Fresh Selling
DHANIYA	20-Jan-25	-0.84	280.00	Fresh Selling

OI & Volume Chart



Technical Snapshot



BUY JEERA DEC @ 24800 SL 24500 TGT 25300-25600. NCDEX

Spread JEERA JAN-DEC -505.00

Observations

Jeera trading range for the day is 24310-25790.

Jeera gains on short covering after prices dropped as arrival has increased.

There is a possibility of 25 percent reduction in cumin sowing in Gujarat

Carryover stock of 20 lakh bags of cumin is estimated in the new season

In Unjha, a major spot market, the price ended at 25025.05 Rupees gained by 0.34 percent.

Trading Levels

Commodity	Expiry	Close	R2	R1	PP	S1	S2
JEERA	20-Dec-24	25,140.00	25790.00	25470.00	25050.00	24730.00	24310.00
JEERA	20-Jan-25	24,635.00	24700.00	24670.00	24630.00	24600.00	24560.00

Technical Snapshot



BUY DHANIYA DEC @ 7350 SL 7250 TGT 7450-7550. NCDEX

Spread DHANIYA JAN-DEC 100.00

Observations

Dhaniya trading range for the day is 7300-7500.

Dhaniya dropped on profit booking after prices gained as India's festival season demand is expected to surge.

Sowing has been delayed due to excessive soil moisture, limiting future supply.

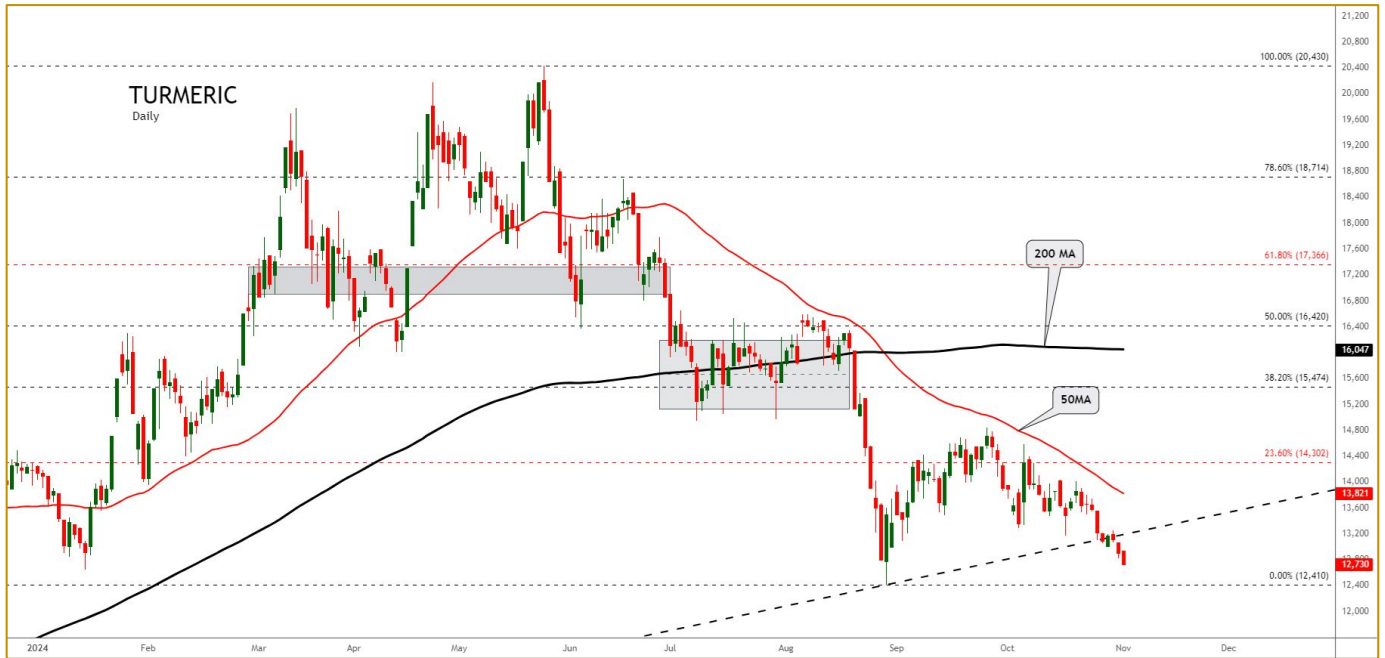
Lower carryover stocks at production centers further tighten the market.

In Gondal, a major spot market, the price ended at 7376.2 Rupees dropped by 0 percent.

Trading Levels

Commodity	Expiry	Close	R2	R1	PP	S1	S2
DHANIYA	20-Dec-24	7,412.00	7500.00	7456.00	7400.00	7356.00	7300.00
DHANIYA	20-Jan-25	7,512.00	7630.00	7572.00	7536.00	7478.00	7442.00

Technical Snapshot



BUY TURMERIC DEC @ 13000 SL 12700 TGT 13300-13500. NCDEX

Spread TURMERIC APR-DEC 734.00

Observations

Turmeric trading range for the day is 12834-13526.

Turmeric prices dropped due to lower demand amid a rise in arrivals.

Pressure also seen as the expected acreage for the upcoming season is estimated to be 30-35% higher than last year.

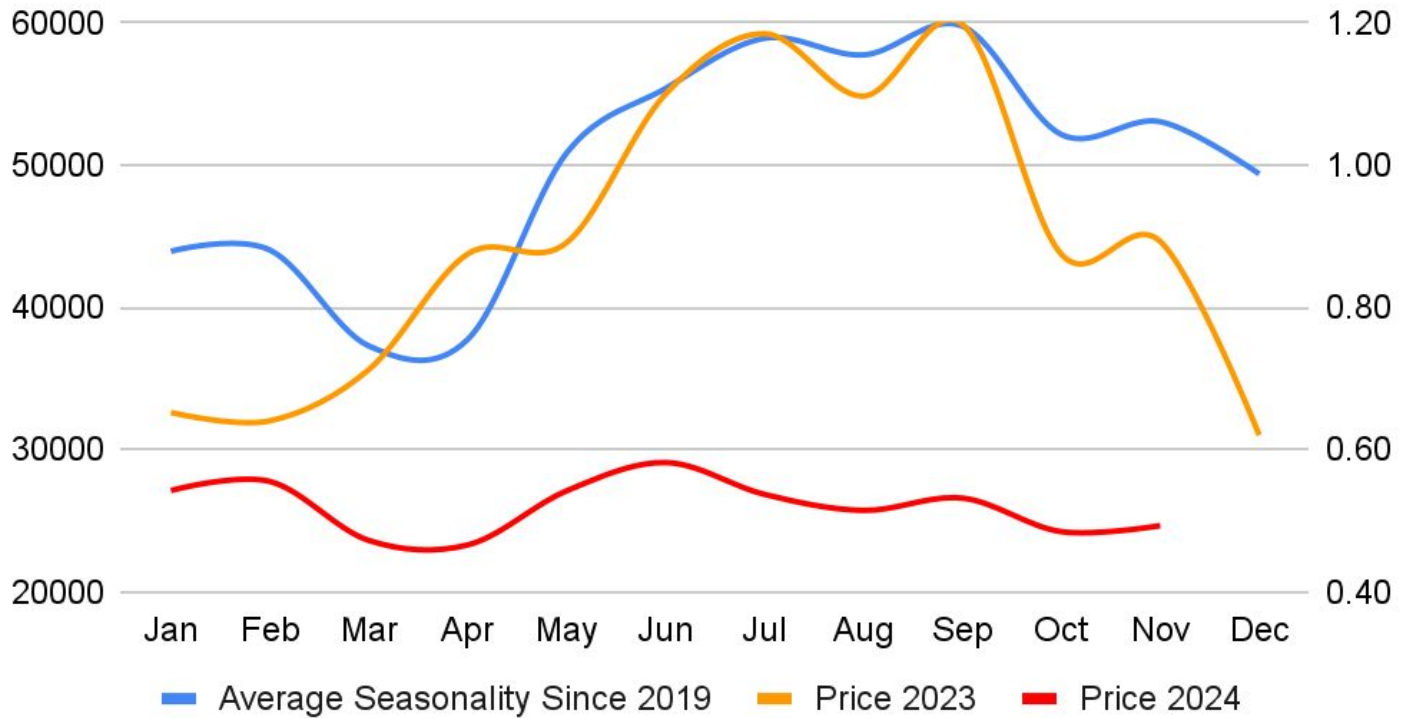
Recent weather conditions, which include dry weather followed by light rains, are benefiting crop growth.

In Nizamabad, a major spot market, the price ended at 13681.8 Rupees gained by 1.82 percent.

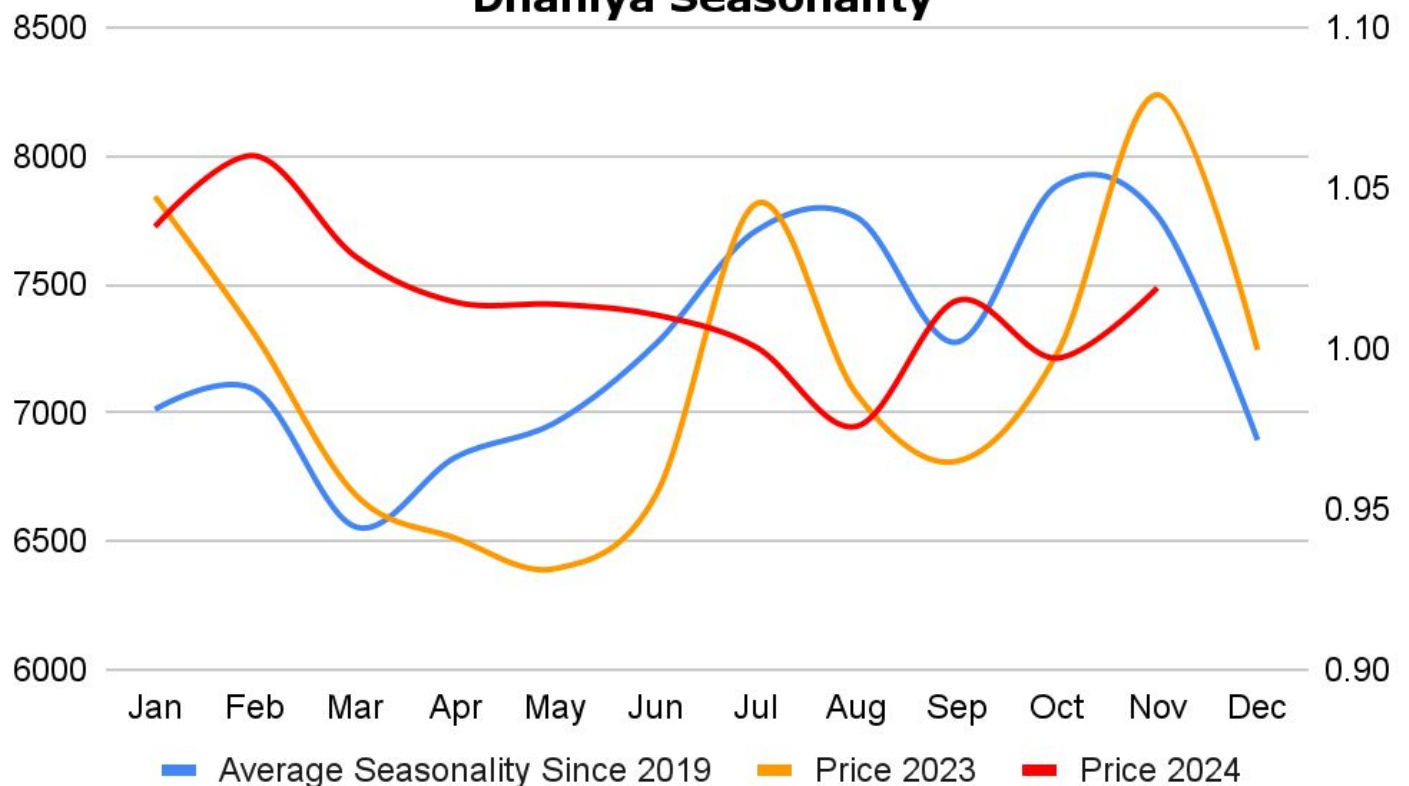
Trading Levels

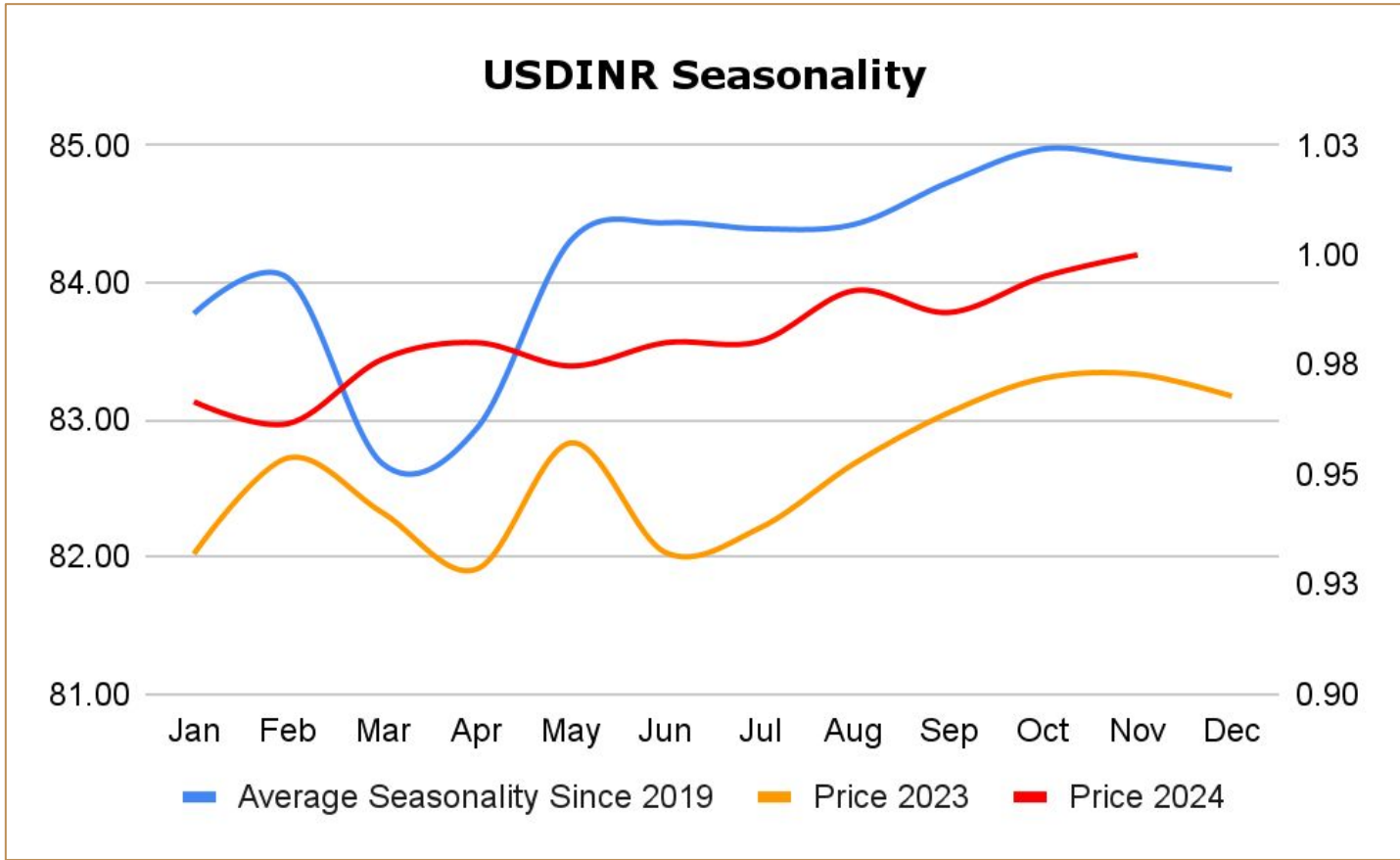
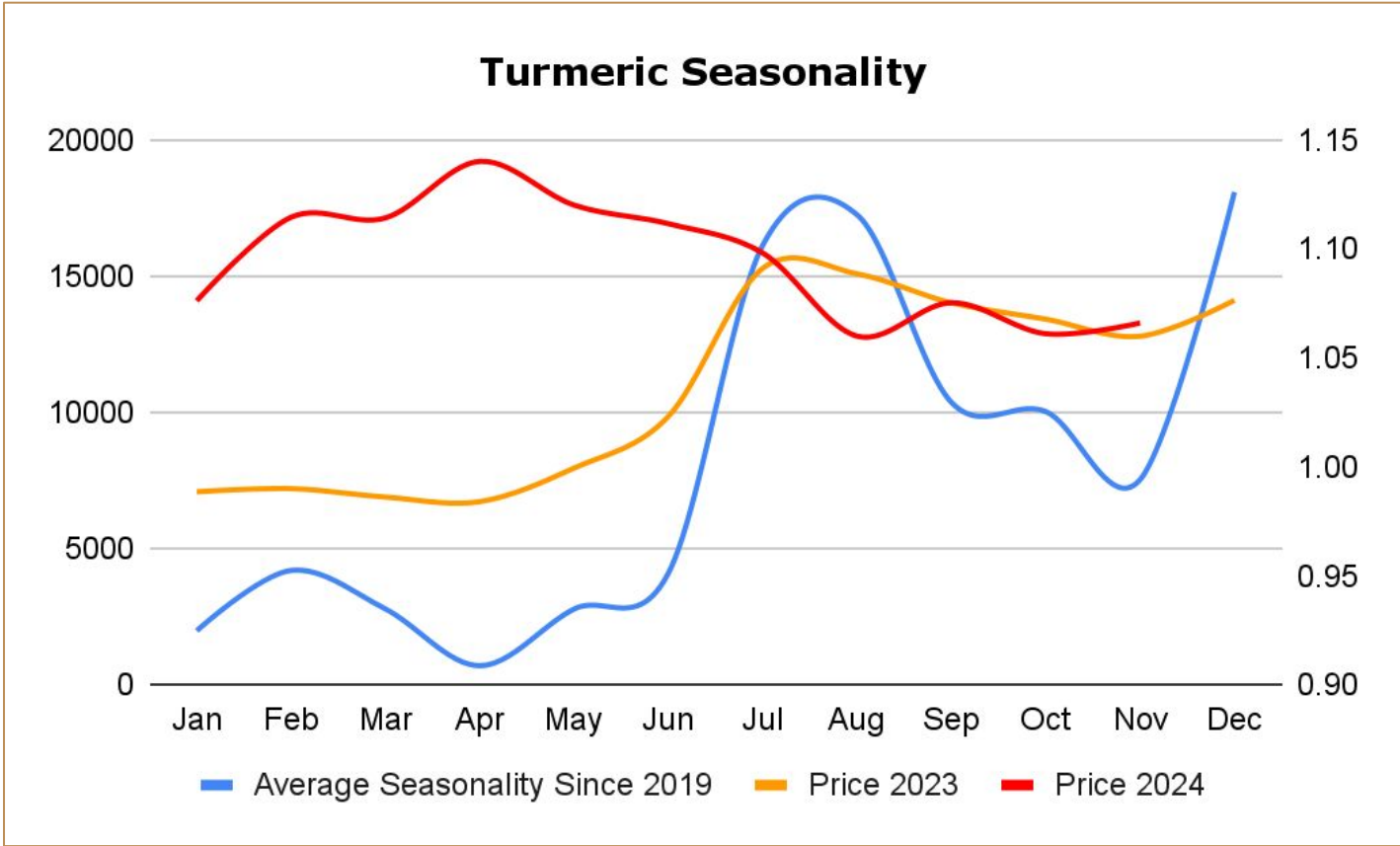
Commodity	Expiry	Close	R2	R1	PP	S1	S2
TURMERIC	20-Dec-24	13,092.00	13526.00	13310.00	13180.00	12964.00	12834.00
TURMERIC	17-Apr-25	13,826.00	14154.00	13990.00	13886.00	13722.00	13618.00

Jeera Seasonality



Dhaniya Seasonality





This Report is prepared and distributed by Kedia Stocks & Commodities Research Pvt Ltd. Our SEBI REGISTRATION NUMBER - INH000006156. for information purposes only. The recommendations, if any, made herein are expressions of views and/or opinions and should not be deemed or construed to be neither advice for the purpose of purchase or sale through KSCRPL nor any solicitation or offering of any investment /trading opportunity. These information/opinions/ views are not meant to serve as a professional investment guide for the readers. No action is solicited based upon the information provided herein. Recipients of this Report should rely on information/data arising out of their own investigations. Readers are advised to seek independent professional advice and arrive at an informed trading/investment decision before executing any trades or making any investments. This Report has been prepared on the basis of publicly available information, internally developed data and other sources believed by KSCRPL to be reliable. KSCRPL or its directors, employees, affiliates or representatives do not assume any responsibility for or warrant the accuracy, completeness, adequacy and reliability of such information/opinions/ views. While due care has been taken to ensure that the disclosures and opinions given are fair and reasonable, none of the directors, employees, affiliates or representatives of KSCRPL shall be liable for any direct, indirect, special, incidental, consequential, punitive or exemplary damages, including lost profits arising in any way whatsoever from the information/opinions/views contained in this Report. The possession, circulation and/or distribution of this Report may be restricted or regulated in certain jurisdictions by appropriate laws. No action has been or will be taken by KSCRPL in any jurisdiction (other than India), where any action for such purpose (s) is required. Accordingly, this Report shall not be possessed, circulated and/ or distributed in any such country or jurisdiction unless such action is in compliance with all applicable laws and regulations of such country or jurisdiction. KSCRPL requires such a recipient to inform himself about and to observe any restrictions at his own expense, without any liability to KSCRPL. Any dispute arising out of this Report shall be subject to the exclusive jurisdiction of the Courts in India.

KEDIA ADVISORY

KEDIA STOCKS & COMMODITIES RESEARCH PVT LTD

Mumbai, India

SEBI REGISTRATION NUMBER - INH000006156

For more details, please contact: +91 93234 06035 / 96195 51022

Email: info@kediaadvisory.com

Regd.Off.: 1, 2, 3 & 4, 1st Floor, Tulip Bldg, Flower Valley Complex, Khadakpada Circle,
Kalyan-(W), Mumbai-421301